

Expressions

Newsletter of the HKU Faculty of Dentistry
2013, Issue 1



Milestone for HKU dental studies
10th PBL cohort takes dentists' oath

ISSN 1997-356X



Faculty of Dentistry
The University of Hong Kong

<http://facdent.hku.hk>



**There's no deeper clean
than LISTERINE®**
among daily-use mouthrinses for biofilm penetration¹

For more information: <http://www.listerine.com.hk>

Reference: 1. Pan PC, et al. 2010 J Dent 38:S1(2010):S16-20. (Compared with selected daily-use mouthrinses in a single 30-second treatment.)

* Graphic for illustration only

APM2013-071

Putting people first

By [Lakshman Samaranayake, Dean](#)

The Year of the Snake is an opportune time for all at the HKU Faculty of Dentistry to renew their commitment to promoting public health and to raising public awareness of the connection between oral health and overall health and well-being.

The snake has traditionally been associated with health care and healing. Often borrowed to signify medicine, the Caduceus depicts two snakes wrapped around a rod topped with wings. The Caduceus was the staff of peace carried by Hermes, who in Greek mythology was the messenger of the gods and go-between between mortals and the divine. Another symbol of medicine depicts a single snake coiled around a rod: the Rod of Asclepius, who is the Greek patron of medicine.

Aptly, the snake is featured within the emblems of both the HKU Dental Alumni Association (containing the Rod of Asclepius; see [page 17](#)) and the Dental Society of the HKU Students' Union (containing the Caduceus; see [page 14](#)).

The Dental Society logo also includes the triangle: the Greek capital letter D, or delta, which has been widely adopted as

the symbol for dentistry. The two society logos reflect the fact that awareness of the inter-relationship between dentistry and medicine, and between oral health and systemic health, is engrained in the work and life of our students and alumni.

Indeed, our dental undergraduates officially graduate at the Faculty's annual graduation ceremony by swearing an oath of dental professionalism adapted from the *Hippocratic Oath*. One of the principles contained in the oath is to care for the whole patient instead of just treating a dental condition.

This year also marks the 15th year of the integration of problem-based learning into the HKU dental curriculum and the 6th year of the BDSII Clinical Induction Week and BDSII Clinical Pledging Ceremony. The curriculum emphasises nurturing multidisciplinary clinical knowledge and skills, critical thinking, reflection, empathy, communication, professionalism, and public engagement to prepare graduates for effective patient and community care.

I hope this issue of *Expressions* well illustrates these aspects of Faculty life.

Happy reading! ■



■ In this issue...

- 3 [Dean's Message](#)
- 5 [Faculty Focus](#)
- 8 [Faculty Expressions](#)
- 9 [Research Highlights](#)
- 10 [For the Record](#)
- 11 [In the Chair](#)
- 12 [Meeting Reports](#)
- 14 [Student Expressions](#)
- 16 [Alumni Expressions](#)
- 17 [Mental Floss](#)
- 18 [Expression of Appreciation](#)

Expressions is published three times a year by the Faculty of Dentistry, The University of Hong Kong. News items, announcements, details of meetings, congress coverage, articles, comments, and feedback are welcome. Please e-mail <tlane@hku.hk>. Inclusion is not guaranteed and submissions may be edited.

Although every care has been taken to ensure the accuracy of the contents of this publication, the copyright owner accepts no responsibility for errors or omissions. The opinions expressed are those of the authors and do not necessarily reflect the official policies of the Faculty, University, or institutions with which the authors are affiliated, unless this is clearly specified. This newsletter is intended for informational and educational use only, and not for diagnostic or treatment purposes. Appearance of advertisements or products or product mentions does not represent an endorsement. Please e-mail <dentke@hku.hk> for advertising enquiries. Please let us know if your mailing address has changed, if you would like to be added to or removed from the mailing list, or if you would like to subscribe to the online version instead, by writing to: Knowledge Exchange Officer, HKU Faculty of Dentistry, Prince Philip Dental Hospital, 34 Hospital Road, Hong Kong, or by e-mailing <dentke@hku.hk>.

Editorial Board Prof LP Samaranayake (Dean and Director, Knowledge Exchange Unit)
Prof GSP Cheung, Prof TW Chow, Prof LJ Jin, Prof N Samman (Associate Deans);
Dr Chun-hung Chu (Deputy Director, Knowledge Exchange Unit); Mrs Y Koo (Faculty Secretary)
Managing Editor Dr T Lane (Publishing Manager)
Production Ms SW Cheng (Knowledge Exchange Officer)

ISSN 1997-356X. Printed in Hong Kong, on paper from sustainable forests. Please pass this publication to another reader, or recycle.
© 2013 Faculty of Dentistry, The University of Hong Kong.



Except logos and where otherwise noted, this work is licensed under a Creative Commons Attribution-NonCommercial-No Derivative Works 3.0 HK Licence, <<http://creativecommons.org/licenses/by-nc-nd/3.0/hk/>>.



"To serve the people of Hong Kong and the region by advancing their oral health and well-being through excellence in learning, discovery, patient care, and engagement."



facdent



If your patients' brushing technique is like this today,



an Oral-B electric toothbrush can give them better oral health tomorrow.



Recommend an Oral-B electric toothbrush to help ensure superior, gentle cleaning results for patients every time.*1,2,3



ELECTRIC TOOTHBRUSHES

One recommendation. A lifetime of oral health.

*Results achieved using Oral-B Triumph with SmartGuide.

References: 1.Data on file, P&G. 2. Janusz K et al. *J Contemp Dent Pract.* 2008;9(7):1-8. 3. Walters PA et al. *J Contemp Dent Pract.* 2007;8(4):1-9.

For more information on Oral-B power technology, please visit www.oralb.com



Oral-B, most Dentist Recommended Power Toothbrush Brand worldwide

continuing the care that starts in your chair



Tenth PBL cohort takes dentists' oath



The HKU Faculty of Dentistry's annual Graduation and Awards Ceremony on 5 December 2012 marked a historic milestone for undergraduate teaching and learning in Dentistry at HKU.

Graduating at this year's ceremony was the 10th cohort of undergraduates to earn the Faculty's Bachelor of Dental Surgery (BDS) degree that uses problem-based learning (PBL). The Faculty redesigned the BDS curriculum in 1998 by integrating PBL to nurture life-long skills such as self-directed learning and teamwork.

Class act

The 52 undergraduates of BDS Class of 2012 were presented on stage by the Guest-of-Honour, Sir Gordon YS Wu, Chairman of Hopewell Holdings Ltd and Hopewell Highway Infrastructure Ltd (top photo, centre). He congratulated the new dentists after witnessing the whole cohort pledge the *Hippocratic Oath for Dentistry*, adapted from the medical *Hippocratic Oath* by the HKU Dean of Dentistry, Prof Lakshman Samaranayake, in 2006.

Also during the ceremony, held in the Hong Kong Academy of Medicine Jockey Club Building, Aberdeen, higher qualifications were formally bestowed on 39 Master degree graduates, 15 Advanced Diploma graduates, and 9 Doctors of Philosophy.

Making an impact

In his address, Dean Samaranayake commented that the ceremony would be a memorable occasion for the Class of 2012, while also being a good way to celebrate the conclusion of the Faculty's Pearl Jubilee and to look forward to the next 30 years.

Referring to Knowledge Exchange as HKU's third goal in addition to Teaching/Learning and Research, he urged the 500-strong audience to strive "not just to achieve *Excellence*, but to deliver *Excellence with Impact*" and to make "demonstrable positive, meaningful, and lasting impacts on people's lives".

To the dental graduates and postgraduates, Dean Samaranayake had this closing message: "...Shine like pearls as you practise dentistry with passion and compassion. Your opportunities are limitless, and the *World Is Your Oyster!*" ■

Full photo coverage of the Graduation and Awards Ceremony 2012 can be found online at <http://odont.hku.hk/gac12> or please use the QR code on the right.



BDS Class of 2012 parting messages

It's my pleasure to have you guys as my classmates. Hope we all have a bright future!

—Dr Oscar Mak

Our bonding is stronger than prime and bond.—Dr Andy HK Chan

I hope we all have a safe and enjoyable practice in the future, and love our practices and our jobs forever.—Dr Carmen Chan

I wish we all could keep a caring and peaceful heart to serve the people, the society, and the world.

— Dr Angus Ho

Just don't forget each other. Treasure friendship.—Dr Lui To

Faculty holds double congress

The HKU Faculty of Dentistry organised and hosted two regional conferences back-to-back, from 31 October to 4 November 2012, as part of its Pearl Jubilee Celebrations and the HKU Centenary.

The first conference was the **23rd Annual Meeting of the South-East Asia Association for Dental Education (SEAADE)**, which took place at the Prince Philip Dental Hospital from 31 October to 2 November 2012.

A highlight in the programme was a presentation on haptics, or virtual-reality touch technology, titled "Introduction of a new learning environment in dental education: opportunities and threats", made by Dr J Marjoke Vervoorn, Director of Education at the Academic Centre for Dentistry Amsterdam (ACTA), Netherlands. ACTA helped the company MOOG develop its Simodont dental haptics systems. The Faculty has installed nine such systems, being the first in the region to do so, and is integrating haptics and problem-based learning.

During the conference, the SEAADE signed a Memorandum of Understanding with the Korean Institute of Dental Education and Evaluation (KIDEE) at a special session on 2 November that was chaired by [Dr Chun-hung Chu](#) (SEAADE Honorary Secretary 2010-12). The signatories were [Prof W Keung](#)



[Leung](#) (SEAADE President 2010-12; pictured, left) and Prof Kack-kyun Kim (KIDEE Chairman).

The SEAADE Gala Dinner was held as a joint event with the International Association for Dental Research South-East Asia Division (IADR-SEA) on 3 November. At the dinner, the following SEAADE award winners received their prizes:

Award	University	Presenter	Topic
SEAADE – GC Asia Dental Student Prevention Table Clinic Competition 2012			
Gold medal	Universitas Indonesia, Jakarta, Indonesia	Astri Mentari Soeseno	Decreasing ECC risk factors by oral health intervention in the community
Silver medal	University Malaya, Malaysia	Marisa Kiong	"Bright Smiles for the Future": An oral health promotion for preschool children's oral health
Bronze medal	Universitas Airlangga, Surabaya, Indonesia	Tiarisna Hidayatun Nisa	Dental Health Gymnastic (D'Gym) kit for enhancement of public dental health intervention
Runner-Up	National University of Singapore, Singapore	Grace Chan Xiu Ling	Fluoride content in infant milk formula
Runner-Up	Naresuan University, Thailand	Siras Sungkapreecha	Developing a health policy for preschool children
SEAADE Scientific Session Awards 2012			
Best oral presentation	University of Malaya, Kuala Lumpur, Malaysia	NH Abu Kasim , NL Abu Kassim, AAA Razak, H Abdullah, ZA Che' Abd Aziz, P Bindal, E Sulaiman, MS Farook	Promoting soft skills through pairing of dental students
Best oral presentation	Faculty of Dentistry, The University of Hong Kong, HKSAR, China	BSS Cheng , SM Bridges, CKY Yiu , C McGrath	Evidence-based dental education: A case study in clinical communication
Best poster presentation	Faculty of Dentistry, National University of Singapore, Singapore	Chin-Ying S Hsu , Esther C L Goh, Tuo Sheng J Khoo	Mapping impact of hospice programme on personal, professional, social, and spiritual development among undergraduate students
Best poster presentation	Faculty of Dentistry, The University of Hong Kong, HKSAR, China	Gloria HM Wong , YQ Yang	Changes in first year dental students' readiness for self-directed learning in a problem-based learning curriculum

The second conference was the **26th Annual Scientific Meeting of the IADR-SEA**, held at L'Hotel Nina et Convention Centre from 3 to 4 November 2012. Five delegates from the Faculty won research awards at the meeting. All prize winners are shown below:

Award	University	Presenter	Topic
Joseph Lister Awards			
Winner	Mahidol University, Thailand	Suriyakul Wongsue	Effect of different milk on hydraulic conductance of human dentin
Runner-Up	Chulalongkorn University, Thailand	Naruedee Limpuangthip	Effect of durian polysaccharide mouthrise (DPM) in human and animals
IADR-SEA Best Paper Awards			
Microbiology/Immunology/Periodontal Research	Faculty of Dentistry, The University of Hong Kong, HKSAR, China	Rory Watt	Oral treponeme phylotypes associated with periodontal health and disease
Cariology Research/Mineralized Tissue Research	Faculty of Dentistry, The University of Hong Kong, HKSAR, China	Hamdi HH Hamama	Effect of enzymatic-based chemomechanical caries removal on dentine bonding
Behavioral, Epidemiologic and Health Services Research	Faculty of Dentistry, The University of Hong Kong, HKSAR, China	Anne WY Chung	Measuring oral health-related quality of life using the Oral Health Impact Profile (OHIP-14): Face-to-face versus telephone interviews
IADR/Unilever Hatton Divisional Awards			
Senior Category Winner	Faculty of Dentistry, The University of Hong Kong, HKSAR, China	Tracy HJ Li	Commensals and periodontopathogens modulate immuno-inflammatory trajectories in HOKs and THP-1
Senior Category Runner-up	Faculty of Dentistry, The University of Hong Kong, HKSAR, China	Sarah SW Wong	Discovery of new antifungal for denture stomatitis and oral candidiasis
Junior Category Winner	Chulalongkorn University, Thailand	Panruethai Trongkij	The effects of prostacyclin on pulpal response after mechanical injury
Junior Category Runner-up	Centro Escolar University, Manila, Philippines	Chloe Ann Joy Miranda	Clinical effectiveness of snail slime (<i>Achatina fulica</i>) as topical anesthetic



New PBL Suite opens



The HKU Faculty of Dentistry has remodelled and expanded its Problem-based Learning Suite on the ground floor at the Prince Philip Dental Hospital to enhance the BDS student learning experience.

The new suite, reconfigured after 2 years of planning, was officially opened at a Grand Opening Ceremony on 1 November 2012. The Guest-of-Honour was Prof John Malpas, HKU Pro-Vice-Chancellor and Vice-President (Infrastructure) [pictured, between [Prof Cynthia KY Yiu \(L\)](#) and [Prof Lakshman Samaranayake \(R\)](#)].

Right blend

The Faculty integrated problem-based learning (PBL) in its BDS curriculum 15 years ago. This interactive educational approach includes the discussion of specially designed problems among small groups of students under the guidance of a facilitator, and thus needs purpose-built facilities.

This academic year, however, a double cohort of dental students has been enrolled because of the 3+3+4 citywide curriculum reform. In addition, computer, mobile, and communication technologies have increasingly made their way into the curriculum, called “blended learning”. The PBL Suite’s HK\$2-million renovation has not only optimised hospital space, but also incorporated technology while following international trends in learning-venue design.

Rooms with a view

The new suite contains a resource room, student common room, and 12 soundproof tutorial rooms, each equipped with an interactive whiteboard and WiFi connectivity to facilitate small-group discussions. Frosted glass walls create an open, natural-lit, but private learning environment. Two adjoining rooms, also separated by glass, allow observation of tutorials during staff development sessions.

“The Faculty was one of the first in Asia to apply PBL to dentistry to enhance critical thinking, self-directed study, teamwork, and effective, life-long learning,” said HKU Dean of Dentistry, Prof Lakshman Samaranayake at the Grand Opening Ceremony. “However, we are constantly at the forefront, looking for new ways to engage and invigorate students and staff for the future.”

Prof Samaranayake thanked the staff of the University Estates Office, Prince Philip Dental Hospital, and Faculty Education Committee for the PBL Suite revamp. “I must not forget our BDS students, who took part in the consultations and feedback on how to reconfigure the suite to best suit their learning requirements,” he added. ■

Faculty space programme

The PBL Suite revamp is just one of several Faculty upgrades that were scheduled for completion before the start of the 2012-13 academic year. Other projects were the modernisation of all Centralised Research Laboratories (7/F labs pictured below), expansion and refurbishment of postgraduate habitats, installation of new computer hardware and 24 surgical operating microscopes in the Simulation Laboratory, establishment of the Virtual Reality (Haptics) Training Unit, renovation of the Endodontics Area, and expansion of one of the polyclinics.



Bygone bites

Misalignment of the upper and lower jaws and teeth (malocclusion) has become more common in China in the past few thousand years, dental researchers from HKU and Peking University have concluded after examining some ancient skulls.



In their X-ray study of twenty-nine 4000-year-old skulls excavated in Henan and Shanxi provinces, the researchers found that a quarter (8; 28%) had malocclusion. Of these, 4 had a mostly normal bite but irregular tooth alignment, 2 had a protruding upper jaw, and 2 had a protruding lower jaw (skeletal class I, II, and III malocclusion, respectively). The occurrence of abnormal bites 4000 years ago in the Xia Dynasty (28%) is similar to published figures for 6000-7000 years ago in the Neolithic Age (26%) and for 3000 years ago in the Shang Dynasty (28%), reflecting "residential agricultural" lifestyle and diet. However, the rate was 43% in the Weijin-16-States Age 1500 years ago and 73% in the past decade among Chinese children with permanent teeth. The authors attribute malocclusion in modern China to an evolutionary reduction in jaw size and an altered diet, leading to less chewing, less tooth wear, more tooth crowding, and weaker jaw muscles.

[Wang W, Zeng XL, Zhang CF, Yang YQ. *Chinese Med J* 2012;125:119-22.]

[Link to Medline abstract](#)



Reservoir bugs

Multiple sources of microbes may explain why three oral hygiene methods seemed to have no effect on harmful microbes in the mouths of hospitalised patients recovering from moderate to severe stroke, according to a study from the HKU Faculty of Dentistry and Tung Wah Hospital.

Patients were given an electric toothbrush and randomly assigned to receive oral hygiene instructions alone, or together with 0.2% chlorhexidine mouth rinse, or with chlorhexidine plus assisted brushing twice a week; 25, 26, and 30 patients, respectively, finished the 3-week trial. Before the study, 73% of mouths carried harmful bacteria (aerobic and facultatively anaerobic gram-negative bacilli) and more than a half had *Staphylococcus aureus* bacteria (57%) or yeasts (59%). However, these percentages did not change significantly after any of the three oral hygiene routines. The researchers suggest that toothbrushes, dentures, or hospital surroundings acted as constant reservoirs of opportunistic microbes.

[Lam OL, McMillan AS, Samaranyake LP, Li LS, McGrath C. *Am J Infect Control* 2013;41:149-54.]



[Link to Medline abstract](#)

Biofilm roadblock

Adding a naturally occurring red pigment to the fungus *Candida albicans* not only interferes with biofilm formation but also disrupts mature biofilms, *in vitro* experiments done by a team including the HKU Faculty of Dentistry have shown.

The researchers found that purpurin, which is extracted from madder root (*Rubia tinctorum* L.) and used in traditional Chinese medicine and as a food colouring, had dose-dependent antifungal activity against *C. albicans*. The pigment's effect on growing and mature biofilms was due to reduced expression of genes needed for the growth of filaments (hyphae), which is a key step in biofilm development and fungal virulence. A low, sublethal dose (3 µg/mL) of purpurin lowered expression of hypha-specific genes *ALS3*, *ECE1*, *HWP1*, and *HYR1*, as well as the hyphal regulatory gene *RAS1*. Purpurin was also non-toxic to cultured human cells, which "may have clinical relevance as a new method to treat candidiasis", the team suggests.


[Tsang PW, Bandara HM, Fong WP. *PLOS One* 2012;11:e50866.]

[Link to Medline abstract](#)



Prevention over cure

Omitting the initial liquid resin from a two-step, light-cured adhesive kit does not affect bonding of metal retainers to teeth and might help to minimise exposure to the hormone-disrupting chemical bisphenol A (BPA), a research team including members of the HKU Faculty of Dentistry has reported.



Both solid and liquid composite resins in the commonly used kit contain BPA-diglycidylmethacrylate. A routine precaution could be for dentists to avoid using liquid resin—the most likely source of any leached BPA from composite resin adhesives, the researchers propose. Their randomised study of 35 patients with 40 metal retainers bonded to the tongue side of front teeth showed that skipping the liquid resin did not alter 5-year performance. Retainers came apart from 14% of the 110 bonded tooth surfaces that had used both adhesives and 15% of the 74 bonded tooth surfaces that had used only solid adhesive. Retainers stayed in place for a midpoint duration of 43 and more than 47 months, respectively.

[Tang AT, Forsberg CM, Andlin-Sobocki A, Ekstrand J, Hägg U. *Am J Orthod Dentofacial Orthop* 2013;143:101-4.]

[Link to Medline abstract](#)



Awards and distinctions

In addition to the accomplishments mentioned in the rest of this issue, Faculty staff and students have achieved the following successes:

• **Prof Lakshman Samaranayake**, HKU Dean of Dentistry, has been elected as a Fellow of the Royal Australasian College of Dental Surgeons, without examination, in the General Stream. The proposal for election as a Fellow without having to sit the entry examination was made in recognition of Prof Samaranayake's "outstanding contribution to dentistry".

• Mentored by **Prof Colman McGrath** (Clinical Professor in Dental Public Health), BDS students Crystal TY Lee (leader), Bonnie HT Ling, Joanne MK Wong, Clive PS Lee, Nicholas YT Tsang, Howard KMFH Sum, Christina Tam, and Chao Zhong produced one of the two winning videos of the Universitas 21 (U21) United Nations Millennium Development Goals (UNMDG) Student Video Competition 2012.



The group presented their winning video (now archived on the Faculty YouTube channel at <<http://www.youtube.com/watch?v=ARd2Qb--StA>> during a UNMDG workshop on Tuesday, 4 September 2012, during the U21 Health Sciences Annual Meeting, Auckland, New Zealand.



The UNMDG are (1) to eradicate extreme poverty and hunger; (2) to achieve universal primary education; (3) to promote gender equality and empower women; (4) to reduce child mortality; (5) to improve maternal health; (6) to combat HIV/AIDS, malaria, and other diseases; (7) to ensure environmental sustainability; and (8) to develop a global partnership for development.

• **Dr Liwu Zheng** (Clinical Assistant Professor in Oral Medicine) has been awarded a research grant of CHF 51,800 (about HK\$430,000) from the Osteology Research Fund, Switzerland, to conduct the project "Effect of G-CSF on enhancing neovascularization and osteogenesis in aged osteoporotic bone", with co-investigators Prof Niklaus Lang (former Clinical Professor in Implant Dentistry and now Honorary Clinical Professor in Oral Rehabilitation), Dr XL Liu (PhD student), and Dr NJ Rao (PhD student).



Dr Zheng has also translated into Chinese, with Dr H Hua, the fourth edition of *Oral and Maxillofacial Diseases*, originally edited by C Scully, SR Flint, JV Bagan, SR Porter, and KF Moos. The translated textbook is published by People's Medical Publishing House, China.

• **Prof W Keung Leung** (Clinical Professor in Periodontology) and Prof Niklaus Lang (former Clinical Professor in Implant Dentistry and now Honorary Clinical Professor in Oral Rehabilitation) were among HKU members included in the world's top 1% of scholars as listed by the ISI's Essential Science Indicators for 2012.

• **The following research postgraduates won awards at the HKU Graduate School Award Presentation Ceremony of 12 December 2012:**

- **Miss Ka-yan Cheung**, MPhil, HKU Award for Outstanding Research Postgraduate Student, 2010-11



- **Mr Tao Pei**, PhD student, University Postgraduate Fellowship, 2012-13
- **Miss Ruoxi Dai**, PhD student, Hong Kong PhD Fellowship, 2012-13
- **Dr Xiaomei Hou**, PhD student, Hong Kong PhD Fellowship, 2012-13

Staff moves

The Faculty bids a warm welcome to:

- **Dr Balvinder Khambay**, Clinical Associate Professor in Paediatric Dentistry and Orthodontics
- **Prof Han-sung Jung**, Professor in Oral Biosciences
- **Dr Wah-lay Tan**, Assistant Professor in Implant Dentistry
- **Dr June J Jin**, Postdoctoral Fellow
- **Ms Sarah WY Siu**, Administrative Assistant II
- **Ms Karen KY Chu**, Executive Officer
- **Miss Debbie MY Siu**, Executive Officer
- **Miss Wendy CL Yu**, Senior Technical Officer
- **Mr Yan-kit Hui**, Senior Technical Officer

...And congratulations to the following (re-)appointees:

- **Associate Deans:** **Prof Nabil Samman** (Postgraduate & Continuing Education), **Prof Gary SP Cheung** (Undergraduate Education), **Prof Li-jian Jin** (Research, Innovation & Enterprise), **Prof Tak-wah Chow** (External Relations)
- **Assistant Deans:** **Dr Katherine CM Leung** (Postgraduate & Continuing Education), **Dr Dominic KL Ho** (Undergraduate Education), **Dr Chun-hung Chu** (Research, Innovation & Enterprise)

...And a fond farewell to:

- **Prof Niklaus Lang**, Clinical Professor in Implant Dentistry
- **Dr Alexander TH Tang**, Clinical Assistant Professor in Orthodontics
- **Dr Mei-yee Choi**, Postdoctoral Fellow
- **Ms Betty SH Lo**, Administrative Assistant II
- **Miss Bonnie WY Wong**, Senior Technical Officer

Assuring quality in science



Prof Lijian Jin (Modern Dental Laboratory Professor in Clinical Dental Science and Clinical Professor in Periodontology) is the new Chair of the Science Committee of the FDI World Dental Federation, the largest non-governmental organisation for dental professionals. *Expressions* asked him about this post and its responsibilities.

What is your committee's role?

The FDI World Dental Federation represents more than 1 million dentists worldwide (website, <<http://www.fdiworldental.org>>). Dr Orlando Monteiro da Silva is the FDI President and Dr Jean-Luc Eiselé is the FDI Executive Director. Notably, Dr Tin-chun Wong from Hong Kong is the President-Elect. The FDI has five Standing Committees that are accountable to the FDI Council: the Communication and Member Support Committee, Dental Practice Committee, Education Committee, Public Health Committee, and Science Committee.

The FDI Science Committee advises dental professionals and others on scientific issues related to oral health, by contributing to the development of FDI Policy Statements and Scientific Statements. The elected members of the FDI Science Committee include representatives from the International Association for Dental Research (IADR), the World Health Organization (WHO), and the International Organization for Standardization (ISO). I was elected as a member of the Science Committee by the FDI General Assembly in 2007.

What is your role as Chair?

The Chair of the Science Committee is a 3-year post: from September 2012 to August 2015. As the Chair, I call and chair the committee meetings; organise and coordinate various committee activities and functions, such as the Scientific Forum during the FDI Annual World Dental Congress; nominate experts or consultants for the Committee via appointment by the Council; and interact with the FDI Council and the other Standing Committees as well as other relevant international bodies.

How do you make science-based recommendations?

Quality science is crucial for dentistry's development and for all dental professionals. It should be based on sound

scientific principles and standards; high-quality research design, execution, analysis, interpretation, and reporting; ethical practice; and solid scientific evidence. The FDI Science Committee promotes quality science by regularly reviewing and updating various FDI Policy Statements, producing new policy or scientific statements, and transferring quality scientific information to dental professionals worldwide. These tasks are well undertaken by the experts from the Committee, experts and consultants appointed by the Committee, and others from related international organisations, through evidence-based and team approaches.

How did you become a dental scientist?

Setting a high mission and goal is crucial for one's long-term professional and scientific career. After completion of basic dental education, I received intensive postgraduate and scientific training, earning doctoral degrees from Beijing Medical University (which merged with Peking University in 2000) in Beijing, China, and Karolinska Institute in Stockholm, Sweden. During my studies, I was highly impressed by the beauty of science, key discoveries and achievements made by prominent scientists, and devotion to their scientific careers. Meanwhile, I was greatly inspired by the pioneering work undertaken by my mentors and colleagues.


Being a dental scientist, one may nourish the ability to be curious about nature and life, to be imaginative and innovative, and to keep questioning. One has to keep facing the challenge ahead with excitement, while taking action with strong passion and dedication.

As Salvador Dalí said: "Intelligence without ambition is a bird without wings"! ■

Prof Li-jian Jin is also the Associate Dean for Research, Innovation, and Enterprise at the HKU Faculty of Dentistry, and the President-Elect of the International Association for Dental Research, South-East Asia Division. He can be contacted at <ljjin@hku.hk>.

Information Day 2012

At least a thousand people visited the Prince Philip Dental Hospital on Faculty Information Day on 10 November 2012 to find out more about the HKU BDS programme. Prof Cynthia KY Yiu (then Associate Dean for Undergraduate Education) gave prospective undergraduates an introduction to the newly introduced 6-year BDS degree curriculum. In addition, current BDS students led tours of several hospital clinics and the new PBL Suite, and demonstrated the dental surgery training facilities in the Simulation Laboratory.



Hong Kong – Kuwait exchange

A delegation of dental officials from Kuwait visited the Faculty on 7 December 2012 to discuss the possibility of establishing academic collaborations between the Faculty and the Ministry of Health in Kuwait. The visitors were Dr Yousif Al Dowairi (Under-Secretary of Dental Services, Ministry of Health), Dr Esam Zaatar (Head of Postgraduate Studies, Kuwait Institute of Medical Specialization), Dr Ahmad Asad (Chairman of the Kuwaiti Dental Association and Chairman of the Endodontic Department, Ministry of Health), Dr Ibrahim Taqi (Head of Primary Care Dental Services and Deputy Chairman of the Kuwaiti Dental Association), and Dr Amer Al Anezi (Committee of Postgraduate Studies, Kuwaiti Dental Association). Representing the Dean at the strategic meeting was Prof Nabil Samman (Associate Dean for Postgraduate and Continuing Education).



Agreements with India



The HKU Faculty of Dentistry has entered into a 5-year period of academic collaboration and exchange with two dental schools in India. On 22 January 2013, [Dean Lakshman Samaranayake](#) on behalf of the Faculty signed a Memorandum of Understanding with Dr Sunil Muddaiah, Director of the Coorg Institute of Dental Sciences, Coorg, India (1st photo, L to R).

Furthermore, on 5 February 2013, the Dean signed a Memorandum of

Understanding with Prof L Krishna Prasad, Dean of the SIBAR Institute of Dental Sciences, Guntur, India (2nd photo, L to R). The agreement formalises existing links between the Faculty and the SIBAR Institute of Dental Sciences. For example, Dr Jayakumar Jayaraman, a PhD student from the Faculty, visited the institute on 9-10 October 2012 to present findings from his dental forensics research on estimating dental age from X-ray images. He also led a careers lecture and discussion with outgoing undergraduates from the institute about postgraduate study opportunities at the HKU Faculty of Dentistry.

Bridges between Hong Kong and Indonesia

During an academic visit to the Faculty on 30 October 2012, [Dean Lakshman Samaranayake](#) signed a 5-year Memorandum of Understanding with [Drg. Siti Chumaeroh](#), Dean of the Faculty of Dentistry, Islamic University of Sultan Agung, Indonesia (pictured, L to R) to increase partnership opportunities.

In addition, on 9 November 2012, [Dr Susan Bridges](#)—the Faculty’s Assistant Professor in Dental Education and E-Learning, and then Assistant Dean for Undergraduate Education—presented a keynote speech titled “Designing and implementing outcome and competency-based curricula in undergraduate dental education” at the University of Sumatera Utara, Medan, Indonesia. The presentation was attended by approximately 150 dentists including all dental faculty in Indonesia and practising dentists. A live video-feed was also sent to dental schools on three islands: the University of Padjadjaran (Bandung, Java), University of Samratulangi (Manado, Sulawesi), and University of Sriwijaya (Palembang, Sumatera). The talk was part of an annual 2-day conference organised by the Directorate Minister of Education to increase the quality of health education in Indonesia in the fields of medicine, dentistry, nutrition, midwifery, nursing, pharmacy, and public health.




Centennial treasure

The HKU Faculty of Dentistry has purchased a first edition of *The Natural History of the Human Teeth: Explaining Their Structure, Use, Formation, Growth, and Diseases* by John Hunter

(1728-1793), published in London in 1771.

Hunter was the first to study human teeth and jaws using a scientific approach, thereby revolutionising the practice of dentistry and earning the nickname the “Father of Modern Surgery”.

All 10 HKU faculties were each invited to nominate a special purchase to celebrate HKU100 and the HKU Libraries Centenary. Dean Lakshman Samaranayake was presented with the Faculty’s book at the “Ten Celebratory Acquisitions for HKU’s 10 Faculties” ceremony by Mr Peter Sidorko, HKU University Librarian (pictured, L and R), on 8 November 2012. “The Faculty’s choice of book represents a significant piece of world and medical history,” said [Dean Samaranayake](#). “We thank the HKU Libraries, as well as the HKU Dental Librarian, Mr Sam Lee, and the team in charge of special acquisitions for the Dental Rare Book Collection in the Dental Library, who performed a worldwide search for a volume still in good condition.”



Trilateral meeting on dental materials

The Faculty has held its “First Trilateral Zirconia and Titanium Today Symposium”. The historic meeting took place at the Prince Philip Dental Hospital on 31 October 2012, with the planning and organisation spearheaded by [Dr Jukka Matinlinna](#), Associate Professor in Dental Materials Science. The two co-organising academic institutions were the Nippon Dental University, Japan, and Showa University, Japan.



BDS Class of 2011 survey

According to the HKU Graduate Employment Survey 2011:

- All graduates in BDS Class of 2011 found jobs by December 2011 (compared with 81% for all HKU Class of 2011)
- Their median basic monthly salary was HK\$33,000 (all HKU Class of 2011, HK\$15,000)
- Their median gross monthly income was HK\$35,000 (all HKU Class of 2011, HK\$15,000)

Our future dentists

Class of 2016 dental students took the HKU Faculty of Dentistry's BDSII Clinical Pledge on 18 January 2013, witnessed by Faculty Dean, staff, families, and Guest-of-Honour Prof John YC Chai (Professor Emeritus of Northwestern University).

Now in its sixth year, the annual Clinical Pledging Ceremony marks the stage in the BDS curriculum where students start treating patients from the public, under the supervision of the Faculty's clinical teachers. During the pledging ceremony, the students received official name badges to wear in the clinics at the Prince Philip Dental Hospital. As in past years, the ceremony concluded the BDSII Clinical Induction Programme—a week of workshops and seminars on patient communication and clinical professionalism and ethics.



"Our name badges will remind us of our personal conduct, patient confidentiality, knowledge advancements, and compassion," says Mr Gordon YM Hui (BDSII). "The Clinical Induction Programme was filled with great memories and knowledge we will never forget." ■

New student committees



The new Executive Committee of the Dental Society of the HKU Students' Union was officially sworn in at their Inauguration Ceremony on 21 February 2013.

"Our committee has taken on the name of 'Braces', because they are sturdy devices that unite teeth and construct a flawless smile," says Ms Snow LY Luo, ExCo Chairperson. "Likewise, we aspire to consolidate the connections and



relationships within the Dental Society." More information on the Dental Society and its events in 2012-13 can be found at www.dentsoc.hkusu.hku.hk.

Executive Committee 2012-2013					
Chairperson	Snow LY Luo	Sports Secretaries	Sally WT Chu	Welfare Secretaries	Schoen CY Lee
Internal Vice-Chairperson	Bonnie HM Chin		Jimmy TM Lo		Eva SW Lee
External Vice-Chairperson	Eric CH Liu		Natalie HY Mak	Publications Secretary	Nicole PY Zhong
General Secretary	Cecilia Chan	Social Secretaries	Brandon KM Chick	International Relations Secretary	Hilton HC Chiu
Financial Secretary	Joey HY Leung		Chris MC Ngan	External Affairs Secretary	Daniel CY Lam

The new Dental Public Health Committee (DPHC) of the Dental Society for Session 2012-13 has also been elected (see grey Box).



The DPHC has organised a packed year of community activities, including a campus oral health campaign, educational visits to schools and elderly centres, a street campaign, and a mall exhibition. Event details can be found at www.dentsoc.hkusu.hku.hk/DPHC. "Our new committee is keen to raise oral health awareness among the public, while promoting social awareness among dental students," says Ms Jessie HC Cheung, DPHC Chairperson.

DPHC 2012-13

Chairperson: Jessie HC Cheung

Vice Chairperson: Dennis WK Wong

Annual Project Directors: Christina WK Chan, CHU Ryan Julian Dick Hei

General Secretary: Vivian YT Kwok

Financial Secretary: Daniel K Tsang

Publication and Publicity Secretaries: Kelvin KY Chan, Kevin YF Leung, Tommy KC Wong, Miko P Ngai, Clara TY Wong

Marketing Secretaries: Alex CH Cheng, Rys TW Ng, Tinny TY Chan, Stephanie WL Wong, Arthur Man

Taste of the real world

Two student teams have received assistance from the HKU Knowledge Exchange (KE) Fund 2012-13 to put their knowledge into practice within the local community.

Organised by the HKU KE Office, the Student KE Project Scheme offers grants for teams of at least three undergraduate or postgraduate students, an HKU mentor, and an external KE partner. This year, the two Faculty student groups also initiated blogs on the Faculty's Facebook page and will add links to their projects' educational materials (at <www.facebook.com/facdent> under "Community Projects"; direct URL at <www.tiny.cc/30jerw> or this QR code).



The two Student KE Projects in 2012-13 are as follows:

(1) "Becoming 'babywise': oral health knowledge education among parents of infants" (granted HK\$15,000; see story below)

Project Leader: Miss Janet SM Chan (BDSIV)

Team members: Miss Tiffany CL Chan (BDS IV), Miss Tsz Yan Li (BDSIV), Mr Kenneth CK Wong (BDSIV), Mr Kenneth KC Chow (BDSIV), Mr Kenneth KH Yung (BDSIV)

Faculty Mentor: [Dr Yanqi Yang](#) (Clinical Assistant Professor in Orthodontics)

KE Partner: Eugene Group, and with the participation of Colgate-Palmolive (HK) Ltd

(2) "Management of jaw, face, and dental trauma: educational campaign for primary and secondary school teachers" (granted HK\$20,000)

Project Leader: Miss Tiffany CL Chan (BDSIV)

Team members: Mr Eric HY Chan (BDSIV), Mr Ronald YL Chan (BDSIV), Ms Iris NY Cheung (BDSIII), Mr Steve LT Lam (BDSIV), Ms Jasmine YL Lam (BDSIV), Ms Ruby ST Li (BDSIV), Mr Chun-pang Poon (BDSIV), Ms Serena WL Tse (BDSIV), Dr Amelia WT Cheung (MDS[Endo] year 2), Dr Edith SS Ho (MDS[Endo] year 2), Dr Mary SH Lam (MDS[Endo] year 2)

Faculty Mentors: [Dr Mike YY Leung](#) (Clinical Assistant Professor in Oral and Maxillofacial Surgery), [Prof Gary SP Cheung](#) (Clinical Professor in Endodontics), [Prof Lim K Cheung](#) (Chair Professor of Oral and Maxillofacial Surgery)

KE Partners: Anglican (HK) Primary Schools Councils and HK Council for Educational Administration



Teaching parents to be "babywise" about oral health



On 24 February 2013, a student KE project team held an oral health exhibition for parents of young children at the Hong Kong Exhibition and Convention Centre, Wanchai, as part of the "2013 Baby Show in Spring & Child Growth Education Expo". Team leader, Miss Janet SM Chan reports:

We aimed to educate parents on the importance of infant oral care through a 1-hour workshop and family consultations. Workshop topics included tooth eruption sequence, proper brushing technique, oral care tips, and bad oral habits to break. The main Expo

was organised by Eugene Group, which helped to pre-register most of the attendees and reserve the presentation area. The workshop audience of about 60 people was made up of parents with children ranging from 2 months to 4 years. An e-mail <hkudentalk@gmail.com> was given out for post-workshop queries.

Before the workshop, we also answered public queries at our booth, and we handed out a total of 200 oral health information packs containing an educational VCD and a leaflet that we had made. Colgate kindly provided children's toothbrushes and toothpaste. After the workshop, 30 families (size ranging from 3 to 7 members) took part in individualised consultations and brushing demonstrations. The feedback received was all positive. We learnt a lot about event planning, explaining health care to the public, and answering questions of public concern. Thank you to the HKU KE Fund and the Faculty KE Unit!

Application details for the Student KE Project Scheme 2013-14 and other KE opportunities are available at <<http://facdent.hku.hk/engagement/ke/index.html#forStudent>> or please use the QR code on the right (or e-mail the Faculty KE Unit at <dentke@hku.hk>).



Professional dental support



For the third year running, dentists in Hong Kong have again volunteered their time and skills as mentors for the whole BDSII cohort.

Answering the invitation by Dean Samaranayake and [Dr Dominic KL Ho](#) (President of the HKU Dental Alumni Association [HKUDAA], and Clinical Assistant Professor in Periodontology at the Faculty; pictured at lectern), 30 local dentists—9 of them repeat mentors—are taking part in the HKUDAA – Faculty of Dentistry Mentorship Programme 2012-13.



At the mentorship scheme's Inauguration Ceremony on 27 November 2012 at the Prince Philip Dental Hospital, Dr Ho thanked the mentors for their generosity in helping to guide the next generation of dentists, while strengthening connections between the dental profession and HKU, as well as showing that dental alumni are eager to share their pre- and post-graduation experiences with current BDS students. This year, a mentorship booklet was given out to mentors and mentees with suggestions for knowledge exchange and how to get the most out of the mentorship year (available at <http://facdent.hku.hk/hkudaa>). **Mentorship booklet**

Representing the Dean at the ceremony was [Dr Chun-hung Chu](#) (Deputy Director of the Knowledge Exchange Unit), who reminded all mentorship participants that they have a lot to share with each other during the year. "Mentors and mentees are like a packet of 'M and Ms,'" said Dr Chu. "Both mentors and mentees are all in the same situation, and we hope you find some common interests and hobbies,



topics for lively discussion and sharing, and opportunities for teamwork and cooperation."

To begin nurturing their collaborative spirit, mentor and mentee pairings took part in the annual *Icebreaker Quiz* (see [page 17](#)) after the inauguration dinner. The winners of the quiz prizes, donated by GlaxoSmithKline, were Dr Adrian Ki Hon, Miss Jessica KK Leung, and Miss Karen Fung.



The Faculty's mentorship programme is supported by the HKU Knowledge Exchange Fund, granted by the HKSAR University Grants Committee. The photo album for the event can be found on the Faculty website at <http://facdent.hku.hk/gallery/index.php?album=mentorship-programme-2012-2013> ■



How was last year's mentorship?

Feedback from 56 mentees about the HKUDAA – Faculty of Dentistry Mentorship Programme 2011-12:

- 66% of mentees met up with their mentor 1-3 times in the year other than the two mass events (inauguration ceremony and mid-year dinner); 18% met up 4-6 times
- 64% reported a total of 1-10 hours of mentor contact; 20% reported a total of 11-48 hours
- Most said the experience met or exceeded their expectations (75%), and the clinic visits were the most enjoyable activity (52%)
- The most commonly cited personal benefits were exposure to clinical practice (34%) and career insight (29%)
- The most common positive attribute of a mentor was willingness to share, advise, or teach, cited by 38%



香港大學牙科畢業同學會
The University of Hong Kong Dental Alumni Association



Faculty of Dentistry
The University of Hong Kong

Ice Breaker Quiz Answer

Write down the letters in the answers to each of the following:

(1) The word "Mentor" has its origins in **A.** Greek mythology, as the character who took care of Odysseus' son, Telemachus; **B.** Roman mythology, as the nickname for the brother and role model of Helena; **C.** Old English, from "mentorre", meaning to learn wisdom from the moon

(2) T or F (true or false)? The mentee is known in different parts of the world as the mentoree.

(3) T or F? A mentor is the same as a coach or trainer.

(4) T or F? The HKUDAA – Faculty of Dentistry Mentorship Programme is based mainly on the HKU Mentorship Scheme (www.mentorship.hku.hk) but administered by the Faculty Knowledge Exchange Unit for all BDSII.

Find the letter at the position number obtained from (a) in the word in (b):

(5) (a) [Number of RNA base types] x [Number of Y chromosomes in male karyotype]; (b) Type of building block exemplified by Gly, Gln, and Glu

(6) (a) [Periodic group of main nucleophile in apatite] x [Valency of anion in common "table" salt]; (b) Type of bond between DNA base pairs

(7) (a) [Corners in Greek letter as symbol for dentistry] + [Number of teeth in edentulous mouth]; (b) Fifth basic taste

(8) (a) [Number of carbons in acid in fizzy sodas] x [Number of oxygens in laughing gas molecule]; (b) Another word for porcelain

(9) (a) [Periodic group of metal in sand and glass] / [Vitamin B numbers of {cobalamin/(pyridoxine x riboflavin)}+thiamine]; (b) Anticaries halide in dentifrice

(10) (a) [Total number of incisors] – [Number of canines]; (b) Antimicrobial sugar-alcohol in chewing gum

(11) (a) Add malocclusion types for overbite and underbite; (b) Formal word for teeth grinding

(12) (a) [Letters in hardest body tissue] + [Carbons in glucose] – [Types of metal in nitinol alloy]; (b) Collective name for tissues supporting teeth

Rearrange the letters to spell out an important mentorship-related word _____



Wherever your journey takes you...
... we are here for you!

Congratulations to Class of 2012!

Your new journey has just begun, so let the HKU Faculty of Dentistry and the HKU Dental Alumni Association be your life-long travel companions. We are here to support you throughout your new career and help you stay in touch with your alma mater, give you practical advice, provide continuing education and networking opportunities, and offer discounts for Faculty events.

Log onto <http://facdent.hku.hk/hkudaa> to apply for membership and find out more about the HKUDAA.

Win a Faculty eco-bag

For newsletter readers who are not dental mentees/mentors in 2012-13, please e-mail your answers to the above quiz (as numbers 1-12 followed by a letter each, plus the final rearranged anagram), to dentke@hku.hk before 1 July 2013 to receive an eco-bag.

If your answers are correct, we will ask you for your address (which will be kept confidential and used only to send your prize), or invite you to pick up the eco-bag in person from the Knowledge Exchange Unit.



Thanks to our donors

The Faculty thanks the following donors and sponsors for their generous support and contributions from 1 January 2012 to 31 December 2012.

Donors, 1 January 2012 to 31 December 2012

Platinum Donors

(HK\$500,000 or above)

- SK Yee Medical Foundation
- Mr and Mrs Steven Lo Donation Fund

Gold Donors

(HK\$50,000-499,999)

- Osteology Foundation
- International Association for Dental Research (IADR)
- ITI International Team for Implantology
- Dentsply International Inc
- The Wrigley Company (HK) Ltd
- Colgate-Palmolive (HK) Ltd
- Dr Edmund MT Cheung
- Dr Tze-chuen Ng
- Dr Peter WW So
- Anonymous

Silver Donors

(below HK\$50,000)

- GlaxoSmithKline Limited
- Hong Kong Society of Periodontology and Implant Dentistry Ltd
- Procter & Gamble (HK) Ltd
- To Wai-Ting Trust
- Dr Philip CH Ng
- Anonymous

Donors of HKU Faculty of Dentistry Prizes 2012

- PPDH Board of Governors Prize
- Hong Kong Dental Association Prize
- Oral-B Prize in Periodontology
- Oral-B Prize in Community Oral Health
- HKU Dental Alumni Association Prize in General Dentistry
- HKU Dental Alumni Association Prize
- Royal Australasian College of Dental Surgeons Prize
- Dr Wong Min Sam Prize in Paediatric Dentistry and Orthodontics
- Hong Kong Society for Sedation and Anaesthesia in Dentistry Prize
- Dental 85 [BDS Class of 1985] Prize in Elective Studies
- Ho Ping Kwan Prize in Oral Rehabilitation
- GlaxoSmithKline Prize in Periodontology
- GlaxoSmithKline Postgraduate Prize in Periodontology
- Chan Kai Ming Prize
- Ho Fook Prize
- Fearnhead Prize
- Colgate-Palmolive–HKU Faculty of Dentistry Internships
- Mok Kon Sang Donor Scholarship
- SK Yee Medical Foundation Bursaries
- Chater Memorial Scholarships
- HSBC Scholarship for International Students

- HKU Foundation Scholarships for Outstanding Students
- Eliot Hall Memorial Scholarship
- Mary Sun Medical Scholarships

Special Thanks

To advertisers in Expressions during 2012:

- Colgate-Palmolive (HK) Ltd
- GlaxoSmithKline Limited
- Johnson & Johnson (Hong Kong) Ltd
- The Wrigley Company (HK) Ltd

Every effort has been made to ensure the accuracy of these lists. We apologise for any errors or omissions.

Please continue to support Excellence at the HKU Faculty of Dentistry by giving generously either online via the secure HKU site at www.hku.hk/giving or by contacting Prof Tak-wah Chow, Associate Dean for External Relations, at twchow@hku.hk.

Because of various matching schemes, you can turn \$1 into \$5 in 2013! Please see the next page for the HKU donation form, and indicate "Faculty of Dentistry" when using the form. Thank you!

Special recognition

The Faculty has installed a plaque in a prominent position on the sixth floor of the Prince Philip Dental Hospital to honour philanthropist Dr Wah-ching Tam.

The bronze plaque publicly recognises Dr Tam's generosity in establishing the Faculty's first endowed professorship

in dentistry in 2010. "The plaque will be a permanent reminder of Dr Tam's staunch support for dental education and research in Hong Kong, and his contribution to the history of HKU Dentistry and to the Faculty as the first benefactor of an endowed dental professorship," says Dean Lakshman Samaranyake, who was bestowed with the title of Tam Wah-Ching Professor in Dental Science on 13 April 2010.





I would like to donate (in HK\$)

- \$100 \$300 \$500 \$1,000
 \$2,000 \$5,000 Other: _____

I would like to designate my donation to support: *Please tick one*

- Merit-based Scholarships
 Student Enrichment
 First-in-the-Family Education Fund
 At the discretion of the University
 I wish to earmark my donation to (please specify a Faculty / Unit) _____

Personal Information

Surname		Given Name (Please fill in full name for official receipt)	
Mr / Mrs / Ms / ()			
Address	Room	Floor	Building
	Street	City/ Town	Country
Tel	Email		

- Alumnus/ Alumna Staff Student Other: _____
 I wish my donation to remain "Anonymous".

Payment Method

- Cheque / Bank Draft (Please make crossed cheque payable to "The University of Hong Kong".)
 Credit Card (Please see *Note 1.*)

Cardholder's Name	Card Type	Visa / MasterCard
Card Number	Expiry Date	MM/YY /
Cardholder's Signature		

Signature _____

Date _____

NOTES

- We encourage you to use your HKU credit card as not only will the bank charge be waived, The Bank of East Asia will also contribute the equivalent of 0.4% of your donation to the HKU Foundation.
- Please send this form to the Development & Alumni Affairs Office, The University of Hong Kong, 738, 7/F, Knowles Building, Pokfulam, Hong Kong. If donating by credit card, you may send the completed form by fax to 2517-6351 or email to turn1to5@hku.hk.
- All data will be treated in strict confidence. Please refer to the Privacy Policy Statement at www.hku.hk/privacy_policy.
- For further details and online donations, please visit www.hku.hk/turn1to5.

Sensitive Pro-Relief™

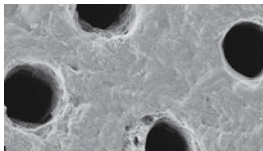
TREATMENT PROGRAM



Finally, instant* sensitivity relief patients can take home.

A breakthrough: Pro-Argin™ Technology

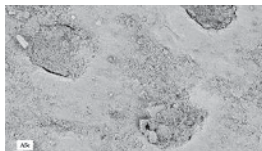
BEFORE¹



In Vitro SEM photograph of untreated dentin surface.

The tubules that lead to sensitivity are open

AFTER¹



In Vitro SEM photograph of dentin surface after application.

The tubules are plugged for instant, lasting relief

With Pro-Argin™ Technology, you can finally provide instant* and lasting relief from dentin hypersensitivity⁴ using the Colgate® Sensitive Pro-Relief™ Treatment Program:

- In-office desensitizing paste
- At-home everyday toothpaste

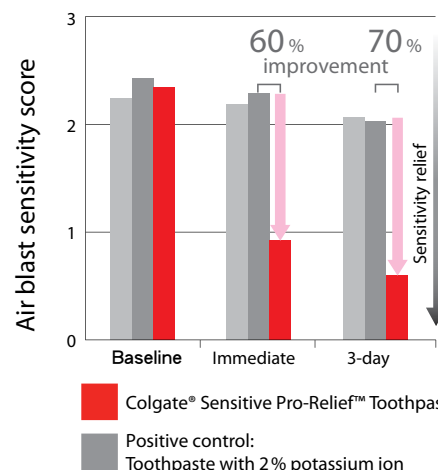
Pro-Argin™ Technology works through a natural process of dentin tubule occlusion that attracts arginine and calcium carbonate to the dentin surface to form a protective seal that provides instant relief.²

*Instant relief is achieved with direct application of toothpaste massaged on sensitive tooth for 1 minute.

Scientific works cited: 1. Petroul et al. *J Clin Dent.* 2009;20(Spec Iss):23-31. 2. Cummins D et al. *J Clin Dent.* 2009;20(Spec Iss):1-9. 3. Nathoo S et al. *J Clin Dent.* 2009;20(Spec Iss):123-130. 4. Schiff T et al. *Am J Dent.* 2009;22 (Spec Iss A):8A-15A.

The results are revolutionary

Instant relief achieved with direct application of toothpaste massaged on sensitive tooth for one minute and continued relief with subsequent twice-daily brushing³



When applied directly to the sensitive tooth with a fingertip and gently massaged for 1 minute, Colgate® Sensitive Pro-Relief™ Toothpaste provides instant sensitivity relief compared to the positive and negative controls. The relief was maintained after 3 days of twice-daily brushing.

Visit www.colgateprofessional.com to learn more about how instant relief from dentin hypersensitivity can impact your practice.